

Product

IT6000 High-power DC Power Supply

HIGH-POWER
Compact size



IT6000 High-power DC Power Supply

APPLICATIONS

- Large capacity battery
- Automotive electronics
- LED
- Photovoltaic applications
- Aerospace
- Military

Your Power Testing Solution

1011000000000000101

1011000000000000101



IT6000

High-power DC Power Supply

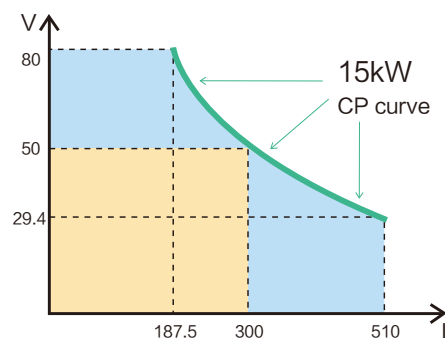
IT6000 is digital-control DC power supply with the latest technologies. It's high compact high power series with 15kW in only 3U size. It's more convenient to use in working platform and auto test system. The voltage and current are limited by the maximum power, which means you can set higher voltage by reducing the output current or set higher current by smaller voltage, thus one unit can cover wide testing ranges. IT6000 provides accurate measurements of output current and voltage. It has built-in RS232/USB/RS485/CAN/LAN/GPIB communication interface and Analog Interface

Features

- Auto-range, wide range output
- Power output range: 5kW / 10kW / 15kW
- Voltage output range: 0 ~ 80V
- Current output range: 0 ~ 510A
- High power density, 3U/15kW
- High accuracy and high resolution
- Adjustable rising and falling speed
- Switch for output control
- OVP, OCP, OPP, OTP
- RS232/USB/RS485/CAN/LAN and Analog interface, support SCPI communication protocol


Auto-range wide range output

IT6000 high power DC source have wide voltage/current range. One equipment satisfies extensive application needs. Take 15kW mode as an example, output value is adjustable within 80V/150A, and the change rate of voltage/current is auto-controlled. One model can replace many models like 80V * 187A , 29V*510A etc.,to save repeat investment. IT6000 high power DC source provides up to 15kW and 150A with 3U height, perfect solution in every process from design, test and manufacturing. IT6000 series are also equipped with high accuracy and high resolution. The testing accuracy $\leq 0.01\% + 40\text{mV} / \leq 0.1\% + 100\text{mA}$ ensures accurate output current and voltage measurement for customers.



High power density, high precision

IT6000 high power DC power supply is with high power density. It provides up to 15kW high power in 3U height, and the max current can reach 510A, suitable for each process from design, measure to production. Also IT6000 is with high accuracy and high resolution, Test accuracy $\leq 0.01\% + 40\text{mV} / \leq 0.1\% + 100\text{mA}$ provides users with a precise output current and voltage measurement.



Your Power Testing Solution

IT6000 High-power DC Power Supply



Three -phase AC input

IT6000 full range series adopt active PFC power factor to calibrate circuit, and the power factor increases to 0.99, designed for high power power supply to work in the $380V \pm 10\%$ three phase condition.

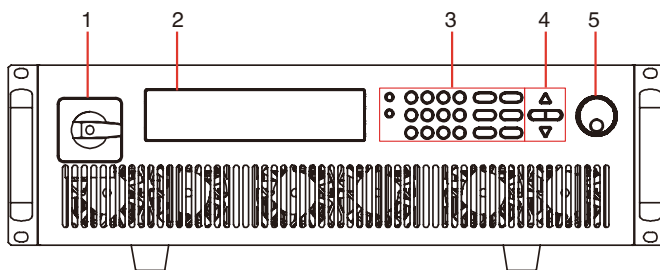


Comprehensive protection function

In order to prevent equipment damage caused by misuse of personnel or environmental conditions, IT6000 provides OVP, OCP, OPP and OTP function. IT6000 will turn off the power output immediately at any abnormal conditions, to ensure the safety of the DUT and power supply.



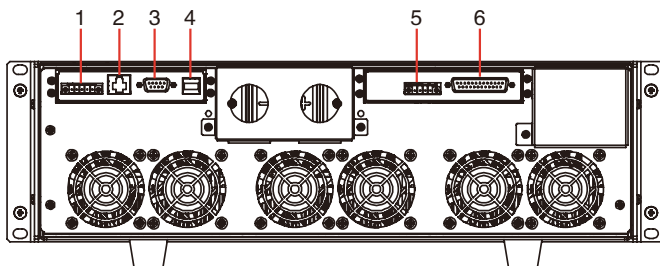
Simple panel operation



- 1.Power switch
- 2.Display screen
- 3.Function keys
- 4.Up, down, left and right cursor keys
- 5.Rotary knob



Built-in multiple interfaces



- 1.RS485 communication terminal and CAN communication terminal
- 2.LAN interface
- 3.RS232 interface
- 4.USB interface
- 5.Remote sense terminal and output terminal
- 6.Analog Interface


IT6000 Series DC Power Supply

Test application field

- Large capacity battery test
- LED aging test
- Photovoltaic applications
- Automotive electronics



Model		IT6005-80-170/B	IT6010-80-340	IT6015-80-510
Rated value (0~40 C)	Voltage	0~80V	0~80V	0~80V
	Current	0~170A	0~340A	0~510A
	Power	5kW	10kW	15kW
Load regulation ±(%of Output+Offset)	Voltage	≤0.01%+40mV	≤0.01%+40mV	≤0.01%+40mV
	Current	≤0.1%+100mA	≤0.1%+180mA	≤0.1%+250mA
Line regulation ±(%of Output+Offset)	Voltage	≤0.01%+20mV	≤0.01%+20mV	≤0.01%+20mV
	Current	≤0.1%+50mA	≤0.1%+80mA	≤0.1%+100mA
Setup resolution	Voltage	10mV	10mV	10mV
	Current	10mA	10mA	10mA
Readback resolution	Voltage	10mV	10mV	10mV
	Current	10mA	10mA	10mA
Setup accuracy (Within 12 months, 25°C±5°C) ±(%of Output+Offset)	Voltage	≤0.01%+40mV	≤0.01%+40mV	≤0.01%+40mV
	Current	≤0.1%+100mA	≤0.1%+180mA	≤0.1%+250mA
Readback accuracy (Within 12 months, 25°C±5°C) ±(%of Output+Offset)	Voltage	≤0.01%+40mV	≤0.01%+40mV	≤0.01%+40mV
	Current	≤0.1%+100mA	≤0.1%+180mA	≤0.1%+250mA
Ripple (20Hz-20MHz)	Voltage	≤320mVp-p	≤320mVp-p	≤320mVp-p
	Current	≤170mArms	≤340mArms	≤510mArms
Setup Temperature Coefficient ±(%of Output+Offset)	Voltage	0.01%+20mV	0.01%+20mV	0.01%+40mV
	Current	0.01%+170mA	0.01%+180mA	0.01%+250mA
ReadBack Temperature Coefficient ±(%of Output+Offset)	Voltage	0.01%+20mV	0.01%+20mV	0.01%+40mV
	Current	0.01%+170mA	0.01%+180mA	0.01%+250mA
AC input	Voltage	380V±10% 3 phase 4 wires	380V±10% 3 phase 4 wires	380V±10% 3 phase 4 wires
	Frequent	47Hz-53Hz	47Hz-53Hz	47Hz-53Hz
Remote sense		≅ 5%Vout+1V	≅ 5%Vout+1V	≅ 5%Vout+1V
Power factor		0.98(Typical)	0.98(Typical)	0.98(Typical)
Maximum input current		16A/φ	28A/φ	28A/φ
Maximum input apparent power		6.5kVA	12kVA	17.8kVA
Storage temperature		-10 C~70 C	-10 C~70 C	-10 C~70 C
Protection function		OVP/OCP/OTP	OVP/OCP/OTP	OVP/OCP/OTP
Isolation (output to ground)		300Vdc	300Vdc	300Vdc
Operating temperature		0~40 C	0~40 C	0~40 C
Dimension (mm)		483mmW×152mmH×767mmD	483mmW×152mmH×767mmD	483mmW×152mmH×766mmD
Weight(net weight)		18kg	25kg	32kg



This information is subject to change without notice.

For more information, please contact ITECH.

www.itechate.com

Taiwan

TEL: 03-668-4333

FAX: 03-667-6466

E-mail: taiwan@itechate.com.tw

China

TEL: +86-25-52415098

FAX: +86-25-52415268

E-mail: info@itechate.com



ITECH